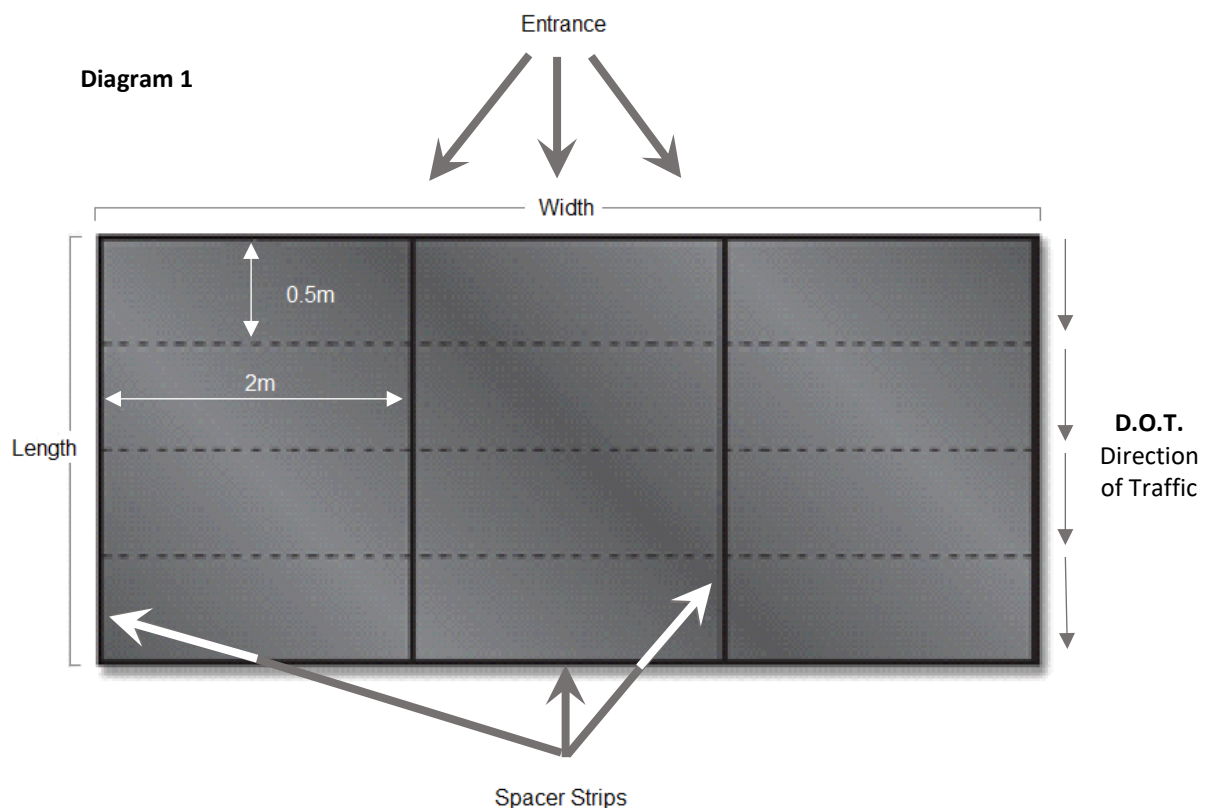


Entrance Matting Installation Instructions

Access Hybrid Barrier Matting

Data Sheet: Page 1 of 2 CD/NJ Mar 2019

- The sub-floor should be flat, dry and free from contaminants. The matwell frame must also be level.
- In areas likely to be subjected to heavy pedestrian or wheeled traffic, it is recommended that mats are recessed into the sub-floor using a matwell frame to provide a safe transition to the adjoining floor-covering and to protect the edge of the mat.
- Surface mounted mats (12mm version only) can be loose laid onto the finished floor using a ramping strip to form a smooth, safe transition between the mat and the adjacent floor-covering. Ramping strips should be adhered with two beads - 3mm wide, of Gradus Grip adhesive with each bead running parallel to and 5mm from both edges of the flat section of the ramp.
- On mats exceeding 2 metres in width, spacer strips should be incorporated into the longitudinal joints. At all times a spacer strip should be installed to all perimeter edges (see Diagram 1).
- Always start and finish the mat in the D.O.T (Direction Of Traffic) with the rubber rib against the matwell frame / ramp. In areas where the carpet wiper finishes against the frame, cut back to the first rubber rib and install a spacer strip in its place.
- The barrier mat should be installed with the rubber scraper rib at the front edges of the mat with the ribs running perpendicular to the D.O.T. It is recommended to use 2 strips of a low-profile double-sided tape for every 2m wide section of matting to be run in the D.O.T. to prevent movement of wide sections of matting.
- **Note:** Access matting is not suitable for use in areas subject to heavy trolley traffic.
- **Fitter's Tip :** The rubber can generally be cut with a sharp craft knife but if the mat is cold (below 15°C) it will need to be clamped and cut with a chop saw.



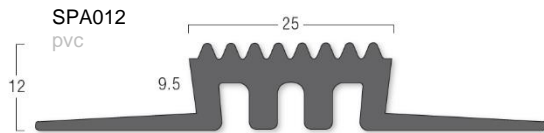
Entrance Matting Installation Instructions

Access Hybrid Barrier Matting

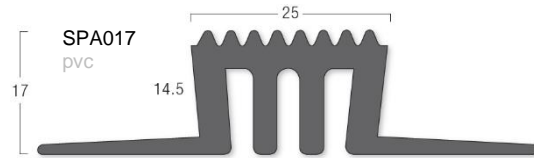
Data Sheet: Page 2 of 2 CD/NJ Mar 2019

Spacer Strips

Access 6000 12mm
Access 5000 12mm

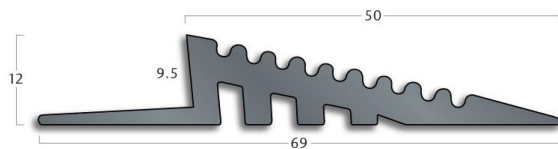


Access 6000 17mm
Access 5000 17mm



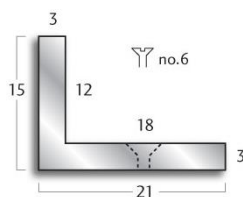
Ramping Strip

RAM012 *RAM012 for use with surface-mounted Access 6000
and Access 5000 12mm.
Available in Black and Grey*



Matwell Frames

UMFA12
Aluminium



UMFA18
Aluminium

